



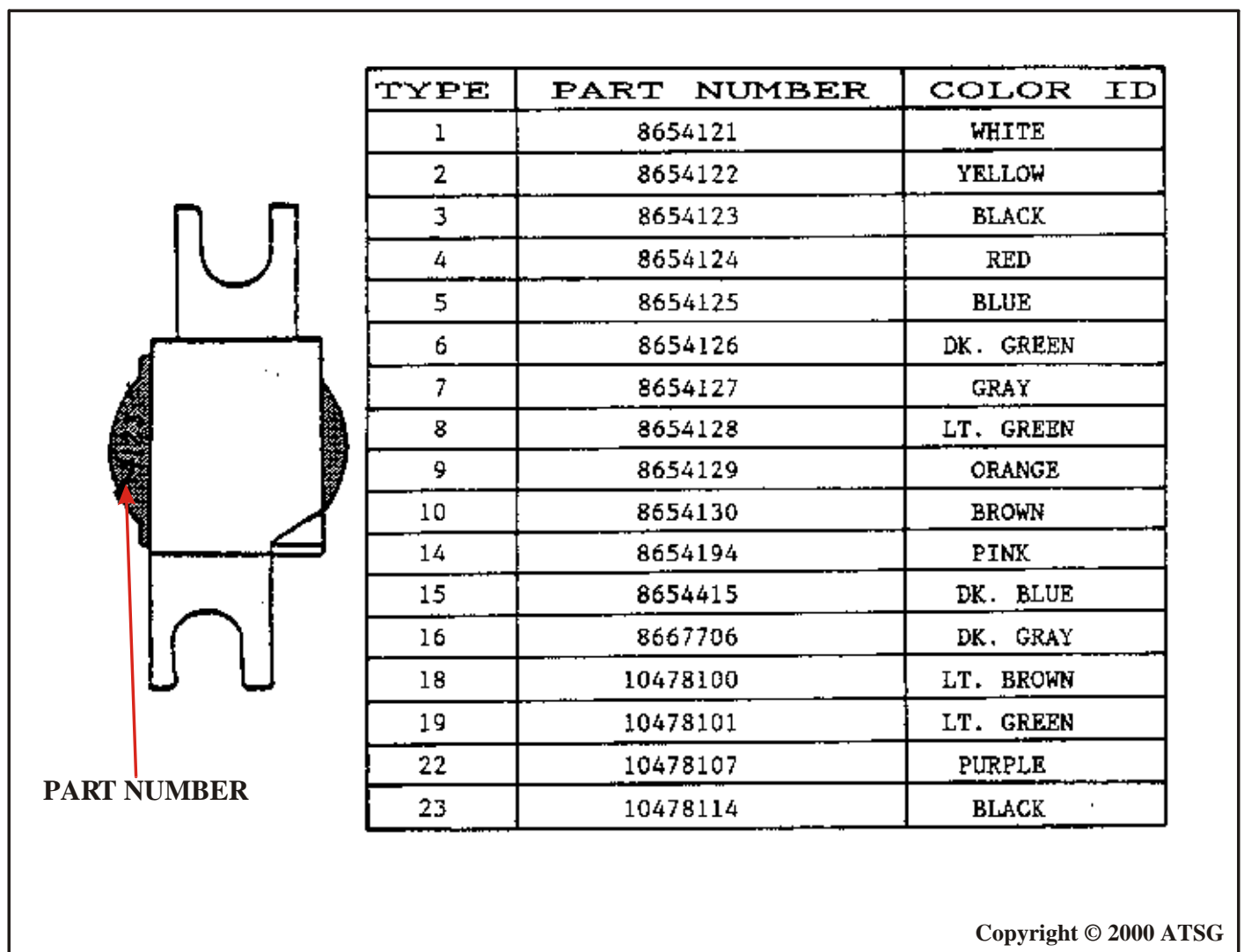
Technical Service Information

THM 4L60 (700-R4) 1982 - 1993 MODEL AND WIRING TYPE ID

The TBM 700-R4 transmission wiring harness and TCC Solenoid assembly can be easily identified, by "Wiring Type", using one of two different methods. METHOD NUMBER 1: The color of the plastic insulator on the TCC Solenoid can be used to identify the "Wiring Type", using the chart in Figure 1. METHOD NUMBER 2: The last four numbers of the OEM part number is also cast into the plastic insulator, as shown in Figure 1. This number can be used to identify the "Wiring Type", using the chart in Figure 1.

1982 through 1993 model identification, and wiring type by transmission model, can be found on pages 2 through 18.

Wiring schematics for North American wiring types, listed in Figure 1, are shown on pages 19 through 27.



Copyright © 2000 ATSG



1982 MODEL IDENTIFICATION

<u>MODEL</u>	<u>ENGINE AND VEHICLE TYPE</u>	<u>WIRING TYPE</u>
9MB	4.1L C-TRUCK (NATIONWIDE)	2
9MC	4.1L C-TRUCK (FEDERAL)	1
9MD	5.0L & 5.7L C-TRUCK (FED & ALT)	1
9ME	5.0L & 5.7L C-TRUCK (CALIF)	2
9MH	6.2L DIESEL C-TRUCK	3
9M2	4.1L K-TRUCK	2
9M4	5.0L & 5.7L K-TRUCK (CALIF)	2
9M5	5.7L K-TRUCK	1
9M6	6.2L DIESEL K-TRUCK	2
9M7	5.7L C-TRUCK (H.D.)	1
9TC	4.1L K-TRUCK	2
9TE	5.0L & 5.7L C-TRUCK (CALIF)	2
9TH	5.0L & 5.7L K-TRUCK (CALIF)	2
9TJ	5.0L & 5.7L C-TRUCK (FED & ALT)	1
9TK	5.7L K-TRUCK	1
9TN	6.2L DIESEL C-TRUCK	3
9TP	6.2L DIESEL K-TRUCK	2
9TW	4.1L C-TRUCK (NATIONWIDE)	2
9T5	5.7L C-TRUCK (H.D.)	1
9T6	4.1L C-TRUCK (FEDERAL)	1
9YA	5.7L CORVETTE	4
9YK	5.0L B-CAR	4
9YL	4.1L B-CAR	4
9Y3	5.0L B-CAR	4
9Y4	4.1L B-CAR	4
9Y6	5.7L CORVETTE	4

Figure 2



1983 MODEL IDENTIFICATION

<u>MODEL</u>	<u>ENGINE AND VEHICLE TYPE</u>	<u>WIRING TYPE</u>
3MB	4.1L C-TRUCK (CALIF)	5
3MC	4.1L C-TRUCK (FED & ALT)	1
3MD	5.0L C-TRUCK (FED & ALT)	1
3ME	5.0L & 5.7L C-TRUCK (CALIF)	5
3MH	6.2L DIESEL C-TRUCK	3
3MJ	4.1L K-TRUCK/G-VANS	1
3MK	5.0L C-TRUCK (FED & ALT)	1
3ML	2.8L S-TRUCK (FED & ALT)	8
3MS	2.8L T-TRUCK (CALIF)	6
3MW	5.7L K-TRUCK (CALIF)	5
3PQ	2.5L F-CAR	9
3TC	4.1L K-TRUCK (FEDERAL)	1
3TE	5.0L & 5.7L C-TRUCK (CALIF)	5
3TH	5.7L K-TRUCK (H.D.)	2
3TK	5.0L & 5.7L K-TRUCK (FED & ALT)	1
3TL	6.2L DIESEL C-TRUCK/G-VANS (H.D.)	3
3TP	6.2L DIESEL K-TRUCK	2
3TS	6.2L DIESEL K-TRUCK (H.D.)	2
3TZ	6.2L DIESEL K-TRUCK (H.D.)	2
3T2	2.0L S-TRUCK (FED & ALT)	7
3T7	2.8L T-TRUCK (FED & ALT)	8
3T8	6.2L DIESEL K-TRUCK	2
3VA	2.0L S-TRUCK (FED & ALT)	7
3VJ	6.2L DIESEL C-TRUCK	3
3VH	5.7L C-TRUCK (H.D.)	2
3VN	4.1L C-TRUCK/G-VANS (CALIF)	5
3YF	2.8L F-CAR	9
3YG	5.0L F-CAR	4
3YH	2.8L F-CAR (HIGH OUTPUT)	9
3YK	5.0L B-CAR (WAGON)	4
3YN	5.7L B-CAR (POLICE)	4
3YP	5.0L F-CAR	4
3Y9	5.7L CORVETTE	4



Technical Service Information

1984 MODEL IDENTIFICATION

<u>MODEL</u>	<u>ENGINE AND VEHICLE TYPE</u>	<u>WIRING TYPE</u>
4MB	4.1L C-TRUCK (CALIF)	5
4MC	4.1L C-TRUCK (FED & ALT)	1
4MD	5.0L C-TRUCK (FED & ALT)	1
4ME	5.0L & 5.7L C-TRUCK/G-VANS (CALIF)	4
4MG	6.2L DIESEL C-TRUCK (CALIF)	10
4MH	6.2L DIESEL C-TRUCK	3
4MJ	4.1L C-TRUCK/G-VANS (FED & ALT)	1
4MK	5.0L & 5.7L C-TRUCK/G-VANS (FED & ALT)	1
4ML	2.8L S-TRUCK (FED & ALT)	8
4MP	2.8L S-TRUCK (CALIF)	6
4MR	5.0L C-TRUCK (CANADA)	2
4MS	2.8L T-TRUCK (CALIF)	6
4MW	5.7L K-TRUCK (CALIF)	10
4PQ	2.8L F-CAR	6
4TC	4.1L K-TRUCK (FEDERAL)	1
4TD	5.0L K-TRUCK (CANADA)	2
4TE	5.0L & 5.7L C-TRUCK (CALIF)	4
4TG	5.0L C-TRUCK (CANADA)	2
4TH	5.7L K-TRUCK (H.D.)	2
4TK	5.0L & 5.7L K-TRUCK (FED & ALT)	1
4TL	6.2L DIESEL C-TRUCK/G-VANS (H.D.)	3
4TM	6.2L DIESEL K-TRUCK (CALIF)	10
4TZ	6.2L DIESEL K-TRUCK (H.D.)	2
4T7	2.8L T-TRUCK (FED & ALT)	8
4T8	6.2L DIESEL K-TRUCK	2
4VA	2.0L S-TRUCK (FED & ALT)	8
4VE	6.2L DIESEL G-VAN (CALIF)	10
4VH	5.0L C-TRUCK/G-VANS (H.D.)	2
4VJ	6.2L DIESEL C-TRUCK/G-VANS	3
4VN	4.1L C-TRUCK/G-VANS (CALIF)	5
4VX	6.2L DIESEL C-TRUCK	10
4YA	5.7L CORVETTE	4
4YF	2.8L F-CAR	9
4YG	5.0L F-CAR	4
4YH	2.8L F-CAR (HIGH OUTPUT)	9
4YK	5.0L B-CAR (WAGON)	4

CONTINUED NEXT PAGE



1984 MODELS CONTINUED

<u>MODEL</u>	<u>ENGINE AND VEHICLE TYPE</u>	<u>WIRING TYPE</u>
4YN	5.7L B-CAR (POLICE)	4
4YP	5.0L F-CAR	4
4YW	5.7L CORVETTE (TBI)	4
4Y6	5.0L B-CAR (CANADA)	3
4Y7	2.8L F-CAR (CANADA)	3
4Y8	5.0L F-CAR (CANADA)	3
4Y9	5.7L CORVETTE (TBI)	4



Technical Service Information

1985 MODEL IDENTIFICATION

<u>MODEL</u>	<u>ENGINE AND VEHICLE TYPE</u>	<u>WIRING TYPE</u>
5MD	5.0L C-TRUCK (FED & ALT)	1
5ME	5.0L & 5.7L C-TRUCK/G-VANS (CALIF)	4
5MG	6.2L DIESEL C-TRUCK (CALIF)	10
5MH	6.2L DIESEL C-TRUCK	3
5MK	5.0L & 5.7L C-TRUCK/G-VANS (FED & ALT)	1
5ML	2.8L S-TRUCK (FED & ALT)	8
5MM	4.3L C-TRUCK (CALIF)	4
5MP	2.8L S-TRUCK (CALIF)	6
5MR	5.0L C-TRUCK (CANADA)	2
5MS	2.8L T-TRUCK (CALIF)	6
5MT	2.5L T-TRUCK	14
5MW	5.7L K-TRUCK (CALIF)	10
5MX	5.7L C-TRUCK	2
5TE	5.0L & 5.7L C-TRUCK (CALIF)	4
5TD	5.0L K-TRUCK (CANADA)	2
5TG	5.0L C-TRUCK (CANADA)	2
5TH	5.7L K-TRUCK (H.D.)	2
5TK	5.0L & 5.7L K-TRUCK (FED & ALT)	1
5TL	6.2L DIESEL C-TRUCK/G-VANS (H.D.)	3
5TM	6.2L DIESEL K-TRUCK (CALIF)	10
5TS	5.7L B-CAR POLICE (CANADA)	3
5TW	4.3L K-TRUCK (CALIF)	10
5TZ	6.2L DIESEL K-TRUCK (H.D.)	2
5T7	2.8L T-TRUCK (FED & ALT)	8
5T8	6.2L DIESEL K-TRUCK	2
5PR	2.5L S-TRUCK	14
5PQ	2.8L F-CAR	6
5VC	2.5L M-VAN	14
5VE	6.2L DIESEL G-VAN (CALIF)	10
5VF	4.3L C-TRUCK/G-VAN	2
5VG	4.3L C-TRUCK/G-VAN (CALIF)	4
5VH	5.0L C-TRUCK/G-VAN (H.D.)	2
5VJ	6.2L DIESEL C-TRUCK/G-VAN	3
5VK	4.3L M-VAN	2
5VL	4.3L M-VAN (CALIF)	4
5VZ	4.3L K-TRUCK	2

CONTINUED NEXT PAGE



1985 MODELS CONTINUED

<u>MODEL</u>	<u>ENGINE AND VEHICLE TYPE</u>	<u>WIRING TYPE</u>
5YA	5.7L CORVETTE (EXPORT)	9
5YC	5.7L CORVETTE	9
5YK	5.0L B-CAR (WAGON)	4
5YN	5.7L B-CAR (POLICE)	4
5YT	4.3L B-CAR	4
5YP	5.0L F-CAR	4
5YX	2.8L F-CAR (MPFI)	9
5YZ	5.0L F-CAR (MPFI)	9
5Y6	5.0L B-CAR (CANADA)	3
5Y8	5.0L F-CAR (CANADA)	3



Technical Service Information

1986 MODEL IDENTIFICATION

<u>MODEL</u>	<u>ENGINE AND VEHICLE TYPE</u>	<u>WIRING TYPE</u>
6FAM	4.3L M-VAN (CALIF)	4
6MAM	4.3L C-TRUCK/G-VAN (CALIF)	4
6MCM	2.5L M-VAN (ECM)	14
6MDM	5.0L & 5.7L C-TRUCK (FED & ALT)	1
6MFM	4.3L C-TRUCK/G-VAN	2
6MHM	6.2L DIESEL C-TRUCK	3
6MKM	5.0L & 5.7L C-TRUCK/G-VAN (FED & ALT)	1
6MMM	4.3L C-TRUCK (CALIF)	4
6MNM	2.8L T-TRUCK (FED & ALT)	8
6MPM	5.0L & 5.7L C-TRUCK/G-VAN (CALIF)	6
6MRM	4.3L K-TRUCK	2
6MTM	2.5L T-TRUCK (ECM)	14
6MWM	5.7L K-TRUCK (CALIF)	10
6MXM	4.3L C-TRUCK	2
6PLM	2.8L F-CAR (ECM)	6
6PRM	2.5L S-TRUCK (ECM)	14
6TAM	2.8L T-TRUCK (CALIF)	6
6TBM	2.8L S-TRUCK (CALIF)	6
6TCM	5.0L C-TRUCK (CANADA)	2
6TDM	5.0L & 5.7L K-TRUCK (CANADA)	2
6TFM	5.0L C-TRUCK (CANADA)	2
6TJM	5.0L & 5.7L C-TRUCK (CALIF)	4
6TKM	5.0L & 5.7L K-TRUCK (FED & ALT)	1
6TNM	6.2L DIESEL C-TRUCK/G-VAN	3
6TRM	6.2L DIESEL K-TRUCK	2
6TSM	5.7L B-CAR POLICE (CANADA)	3
6TWM	4.3L K-TRUCK (CALIF)	10
6YAM	5.7L CORVETTE (EXPGRT)	9
6YCM	5.7L CORVETTE (MPFI)	6
6YDM	5.7L CORVETTE (MPFI)	9
6YFM	5.0L F-CAR (CANADA)	3
6YKM	5.0L B-CAR (WAGON)	4
6YLM	5.0L B-CAR (CANADA)	3
6YNM	5.7L B-CAR (POLICE)	4
6YPM	5.0L F-CAR (ECM)	4

CONTINUED NEXT PAGE



1986 MODES CONTINUED

<u>MODEL</u>	<u>ENGINE AND VEHICLE TYPE</u>	<u>WIRING TYPE</u>
6YRM	5.0L F-CAR (MPFI)	9
6YSM	5.0L F-CAR (MPFI)	6
6YTM	4.3L B-CAR (ECM)	4
6YWM	5.0L F-CAR (MPFI)	6
6YXM	2.8L F-CAR (MPFI)	9
6YZM	5.0L F-CAR (MPFI)	9



Technical Service Information

1987 MODEL IDENTIFICATION

<u>MODEL</u>	<u>ENGINE AND VEHICLE TYPE</u>	<u>WIRING TYPE</u>
7FAM	4.3L M-VAN	15
7MAM	4.3L R-TRUCK/G-VAN	15
7MCM	2.5L M-VAN	6
7MDM	5.0L C-TRUCK	15
7MFM	4.3L C-TRUCK	15
7MHM	6.2L DIESEL R-TRUCK	3
7MKM	5.0L C-TRUCK	15
7MLM	5.0L C-TRUCK	15
7MMM	4.3L R-TRUCK	15
7MPM	5.7L C-TRUCK	15
7MRM	4.3L K-TRUCK/V-TRUCK	15
7MTM	2.5L T-TRUCK	6
7MUM	5.0L R-TRUCK	15
7MWM	5.7L R-TRUCK	15
7MXM	4.3L C-TRUCK	15
7MZM	5.7L C-TRUCK	15
7PAM	6.2L DIESEL C-TRUCK	10
7PBM	6.2L DIESEL C-TRUCK	10
7PCM	6.2L DIESEL K-TRUCK	10
7PRM	2.5L S-TRUCK	6
7TAM	2.8L T-TRUCK	6
7TBM	2.8L S-TRUCK	6
7TJM	5.0L R-TRUCK/G-VAN	15
7TKM	5.0L K-TRUCK/V-TRUCK	15
7TNM	6.2L DIESEL R-TRUCK/G-VAN	3
7TRM	6.2L DIESEL K-TRUCK/V-TRUCK	3
7TSM	5.7L B-CAR POLICE (CANADA)	3
7TUM	5.7L R-TRUCK/G-VAN	15
7TXM	5.7L K-TRUCK/V-TRUCK	15
7YAM	5.7L CORVETTE (EXPORT)	9
7YDM	5.7L CORVETTE	9
7YFM	5.0L F-CAR (CANADA)	3
7YKM	5.0L B-CAR	4
7YLM	5.0L B-CAR (CANADA)	3
7YMM	5.7L F-CAR	9
7YNM	5.7L B-CAR (POLICE)	4

CONTINUED NEXT PAGE



1987 MODES CONTINUED

<u>MODEL</u>	<u>ENGINE AND VEHICLE TYPE</u>	<u>WIRING TYPE</u>
7YPM	5.0L F-CAR	4
7YSM	5.0L F-CAR (EXPORT)	9
7YTM	4.3L B-CAR	4
7YWM	5.0L F-CAR (IROC)	9
7YXM	2.8L F-CAR	9
7YZM	5.0L F-CAR	9



Technical Service Information

1988 MODEL IDENTIFICATION

<u>MODEL</u>	<u>ENGINE AND VEHICLE TYPE</u>	<u>WIRING TYPE</u>
8FAM	4.3L M-VAN	15
8FMM	4.3L M-VAN	15
8MAM	4.3L G-VAN	15
8MCM	2.5L M-VAN	6
8MDM	5.0L C-TRUCK	15
8MFM	4.3L C-TRUCK	15
8MHM	6.2L DIESEL R-TRUCK	10
8MKM	5.0L C-TRUCK	15
8MLM	5.0L C-TRUCK	15
8MPM	5.7L C-TRUCK	15
8MRM	4.3L K-TRUCK	15
8MTM	2.5L T-TRUCK	6
8MWM	5.7L R-TRUCK	15
8MXM	4.3L C-TRUCK	15
8MZM	5.7L C-TRUCK	15
8PAM	6.2L DIESEL C-TRUCK	10
8PBM	6.2L DIESEL C-TRUCK	10
8PCM	6.2L DIESEL K-TRUCK	10
8PRM	2.5L S-TRUCK	6
8TAM	2.8L T-TRUCK	6
8TBM	2.8L S-TRUCK	6
8THM	4.3L S-TRUCK	18
8TJM	5.0L G-VAN	15
8TKM	5.0L K-TRUCK	15
8TLM	4.3L T-TRUCK	18
8TNM	6.2L DIESEL R-TRUCK/G-VAN	10
8TUM	5.7L R-TRUCK/G-VAN	15
8TXM	5.7L K-TRUCK/V-TRUCK	15
8YDM	5.7L CORVETTE	9
8YKM	5.0L B-CAR	4
8YMM	5.7L F-CAR	9
8YNM	5.7L B-CAR (POLICE)	4
8YPM	5.0L F-CAR	16
8YTM	4.3L B-CAR	4
8YWM	5.0L F-CAR (IROC)	9
8YXM	2.8L F-CAR	9
8YZM	5.0L F-CAR	9



Technical Service Information

1989 MODEL IDENTIFICATION

<u>MODEL</u>	<u>ENGINE AND VEHICLE TYPE</u>	<u>WIRING TYPE</u>
9FMM	4.3L M-VAN	18
9FKM	5.7L F-CAR	9
9FXM	5.7L F-CAR	9
9MAM	4.3L G-VAN	18
9MCM	2.5L M-VAN	6
9MDM	5.0L C-TRUCK	18
9MFM	4.3L C-TRUCK	18
9MHM	6.2L DIESEL R-TRUCK	19
9MKM	5.0L C-TRUCK	18
9MLM	5.0L C-TRUCK	18
9MPM	5.7L C-TRUCK	18
9MRM	4.3L K-TRUCK	18
9MWM	5.7L R-TRUCK	18
9MXM	4.3L C-TRUCK	18
9MZM	5.7L C-TRUCK	18
9PAM	6.2L DIESEL C-TRUCK	19
9PBM	6.2L DIESEL C-TRUCK	19
9PCM	6.2L DIESEL K-TRUCK	19
9PRM	2.5L S-TRUCK	6
9THM	4.3L S-TRUCK	18
9TJM	5.0L G-VAN	18
9TKM	5.0L K-TRUCK	18
9TLM	4.3L T-TRUCK	18
9TNM	6.2L DIESEL R-TRUCK/G-VAN	19
9TUM	5.7L R-TRUCK/G-VAN	18
9TXM	5.7L K-TRUCK/V-TRUCK	18
9YDM	5.7L CORVETTE	9
9YNM	5.7L B-CAR (POLICE)	18
9YPM	5.0L F-CAR	18
9YTM	4.3L B-CAR	4
9YXM	2.8L F-CAR	9
9YZM	5.0L F-CAR	9



Technical Service Information

1990 MODEL IDENTIFICATION

<u>MODEL</u>	<u>ENGINE AND VEHICLE TYPE</u>	<u>WIRING TYPE</u>
OBAM	4.3L B-CAR	4
OBPM	5.7L B-CAR (POLICE)	18
OCAM	4.3L C-TRUCK (TBI)	18
OCBM	4.3L C-TRUCK (TBI)	18
OCCM	5.0L C-TRUCK (TBI)	18
OCFM	5.0L C-TRUCK (TBI)	18
OCHM	5.7L C-TRUCK (TBI)	18
OCJM	5.7L C-TRUCK (TBI)	18
ODBM	5.7L D-CAR (CADILLAC)	18
OFBM	3.1L F-CAR	18
OFTM	5.0L F-CAR	18
OFUM	5.7L F-CAR	9
OFZM	5.0L F-CAR	18
OKAM	4.3L K-TRUCK (TBI)	18
OKBM	5.0L K-TRUCK/V-TRUCK	18
OKCM	5.7L V-TRUCK	18
OLAM	6.2L DIESEL R-TRUCK	19
OLBM	6.2L DIESEL C-TRUCK	19
OLCM	6.2L DIESEL R-TRUCK/G-VAN	19
OLDM	6.2L DIESEL C-TRUCK	19
OLFM	6.2L DIESEL K-TRUCK	19
OMBM	2.5L M-VAN	6
OMJM	4.3L M-VAN	18
OMNM	4.3L L-VAN (TBI)	18
OMSM	4.3L M-VAN (HIGH OUTPUT)	18
ORAM	5.7L C-TRUCK (TBI)	18
OSAM	2.5L S-TRUCK (TBI)	6
OSHM	4.3L S-TRUCK (TBI)	18
OTLM	4.3L T-TRUCK (TBI)	18
OWAM	4.3L G-VAN (TBI)	18
OWBM	5.0L G-VAN (TBI)	18
OWCM	5.7L R-TRUCK/G-VAN	18
OYDM	5.7L CORVETTE	18



Technical Service Information

1991 MODEL IDENTIFICATION

<u>MODEL</u>	<u>ENGINE AND VEHICLE TYPE</u>	<u>WIRING TYPE</u>
1AAM	5.7L V/8 D-CAR	18
1AMM	5.7L V/8 D-CAR	18
1APM	5.7L V/8 D-CAR	18
1BBM	5.0L V/8 B-CAR & GM300	18
1BCM	5.0L V/8 B-CAR & WAGON	18
1BHM	5.0L V/8 B-CAR (SPORT)	18
1BJM	5.7L V/8 B-CAR (POLICE)	18
1CAM	4.3L V/6 C-TRUCK	18
1CBM	4.3L V/6 C-TRUCK	18
1CCM	5.0L V/8 C-TRUCK	18
1CFM	5.0L V/8 C-TRUCK	18
1CNM	5.7L V/8 C-TRUCK	18
1CYM	5.7L V/8 C-TRUCK	18
1DAM	5.0L V/8 D-CAR	18
1FBM	3.1L V/6 F-CAR	18
1FTM	5.0L V/8 F-CAR	18
1FYM	5.7L V/8 F-CAR	9
1FZM	5.0L V/8 F-CAR	18
1HBM	5.0L V/8 HOLDEN EXPORT	22
1HCM	3.8L V/6 HOLDEN EXPORT	22
1HDM	3.8L V/6 HOLDEN EXPORT	22
1HJM	5.0L V/8 HOLDEN EXPORT	22
1HLM	5.0L V/8 HOLDEN EXPORT	22
1KLM	5.0L V/8 K-TRUCK	18
1KMM	4.3L V/6 K-TRUCK	18
1KWM	5.7L V/8 K & V-TRUCK	18
1LAM	6.2L DIESEL R-TRUCK	19
1LBM	6.2L DIESEL C-TRUCK	19
1LCM	6.2L DIESEL R-TRUCK & G-VAN	19
1LDM	6.2L DIESEL C-TRUCK	19
1LFM	6.2L DIESEL K & V-TRUCK	19
1LHM	4.3L V/6 TURBO S-15 SYCLONE TRUCK	4
1MJM	4.3L V/6 M-VAN	18
1MNM	4.3L V/6 A.W.D. L-VAN	18
1MSM	4.3L V/6 H.O. M-VAN	18
1RCM	5.7L V/8 R-TRUCK	18
1RDM	5.7L V/8 R-TRUCK & G-VAN	18
1SAM	2.5L 4CYL S-TRUCK	19
1SFM	3.1L V/6 S-TRUCK (MEXICO)	18
1SHM	4.3L V/6 S-TRUCK	18
1TLM	4.3L V/6 T-TRUCK	18
1WAM	4.3L V/6 G-VAN	18
1WBM	5.0L V/8 R-TRUCK & G-VAN	18
1YHM	5.7L V/8 Y-CAR (CORVETTE)	18



Technical Service Information

1992 MODEL IDENTIFICATION

<u>MODEL</u>	<u>ENGINE AND VEHICLE TYPE</u>	<u>WIRING TYPE</u>
2AAM	5.7L V/8 D-CAR	18
2ACM	5.0L V/8 D-CAR	18
2ADM	5.7L V/8 D-CAR	18
2AKM	5.7L V/8 D-CAR (TRAILER TOWING)	18
2BAM	4.3L V/6 B-CAR	18
2BBM	5.0L V/8 B-CAR & GM300	18
2BCM	5.0L V/8 B-CAR & WAGON	18
2BFM	5.7L V/8 B-CAR (POLICE)	18
2BHM	5.0L V/8 B-CAR (SPORT)	18
2BWM	5.0L V/8 B-CAR & WAGON	18
2CAM	4.3L V/6 C-TRUCK	18
2CBM	4.3L V/6 C-TRUCK	18
2CCM	5.0L V/8 C-TRUCK	18
2CFM	5.0L V/8 C-TRUCK	18
2CHM	5.7L V/8 C-TRUCK	18
2CJM	5.7L V/8 C-TRUCK	18
2CPM	5.7L V/8 C-TRUCK (MEXICO)	18
2DDM	5.7L V/8 B-CAR BUICK	18
2FBM	3.1L V/6 F-CAR	18
2FTM	5.0L V/8 F-CAR	18
2FUM	5.7L V/8 F-CAR	9
2FZM	5.0L V/8 F.I. F-CAR	18
2HBM	5.0L V/8 HOLDEN EXPORT	22
2HDM	3.8L V/6 HOLDEN EXPORT	22
2HJM	5.0L V/8 HOLDEN EXPORT	22
2HLM	5.0L V/8 HOLDEN EXPORT	22
2KHM	5.0L V/8 K-TRUCK	18
2KJM	5.7L V/8 K & V-TRUCK	18
2KMM	4.3L V/6 K-TRUCK	18
2LBM	6.2L DIESEL C-TRUCK	19
2LCM	6.2L DIESEL R-TRUCK & G-VAN	19
2LDM	6.2L DIESEL C-TRUCK	19
2LFM	6.2L DIESEL K & V-TRUCK	19
2LHM	4.3L V/6 TURBO S-15 SYCLONE TRUCK	4
2MJM	4.3L V/6 M-VAN	18
2MMM	4.3L V/6 M-VAN	18
2MNM	4.3L V/6 A.W.D. L-VAN	18
2MSM	4.3L V/6 H.O. M-VAN	18
2SAM	2.5L 4CYL S-TRUCK	19
2SEM	3.1L V/6 S-TRUCK (MEXICO)	18
2SHM	4.3L V/6 S-TRUCK	18
2TAM	4.3L V/6 T-TRUCK (HEAVY DUTY)	18
2TBM	4.3L V/6 S-TRUCK (HEAVY DUTY)	18

CONTINUED NEXT PAGE



1992 MODES CONTINUED

<u>MODEL</u>	<u>ENGINE AND VEHICLE TYPE</u>	<u>WIRING TYPE</u>
2TLM	4.3L V/6 T-TRUCK	18
2TWM	4.3L V/6 T-TRUCK (EXPORT)	18
2WAM	4.3L V/6 G-VAN	18
2WBM	5.0L V/8 G-VAN & R-TRUCK	18
2WCM	5.7L V/8 G-VAN & R-TRUCK	18
2YAM	5.7L V/8 CORVETTE (EXPORT)	23
2YCM	5.7L V/8 CORVETTE	23
2YDM	5.7L V/8 CORVETTE	23

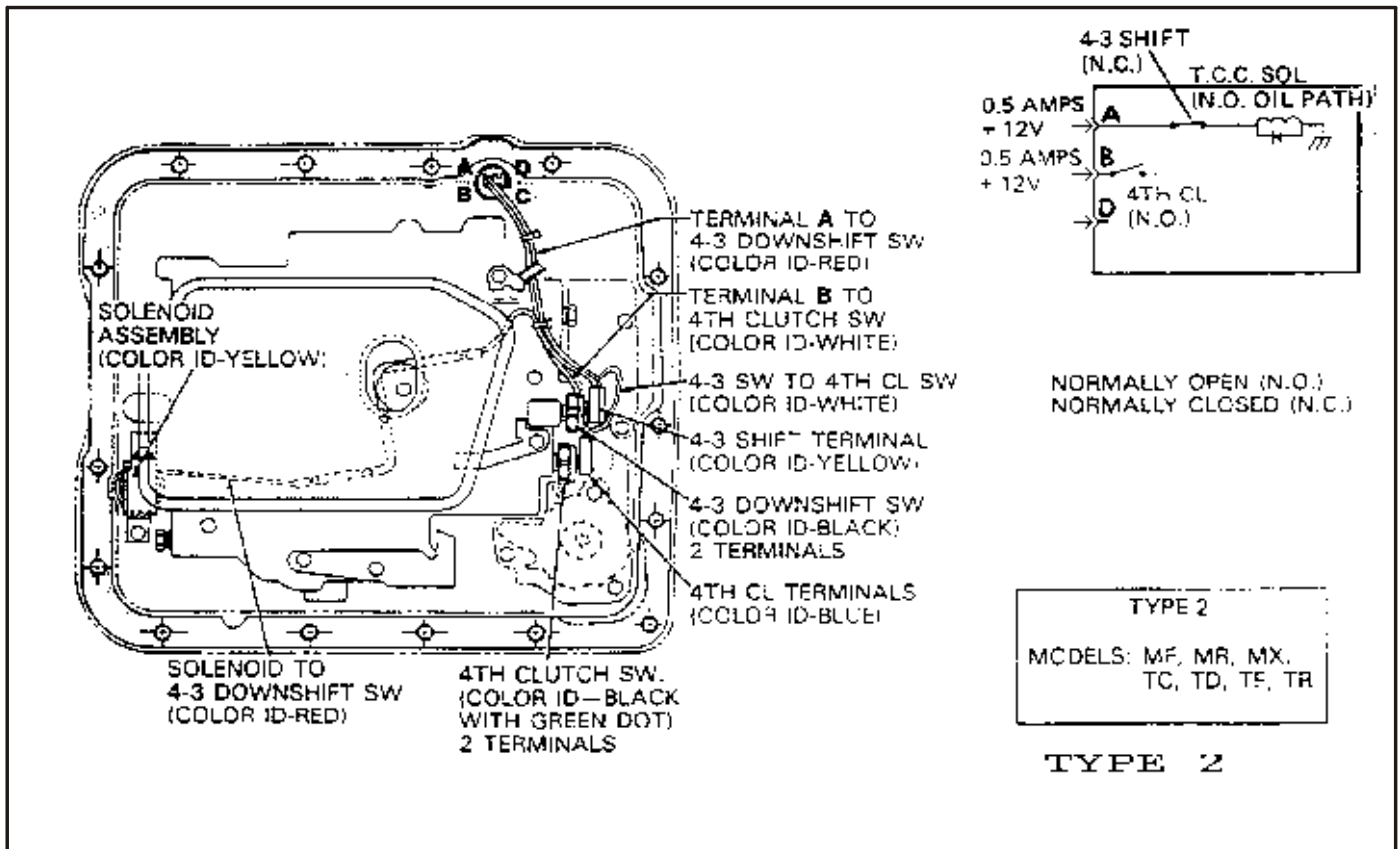
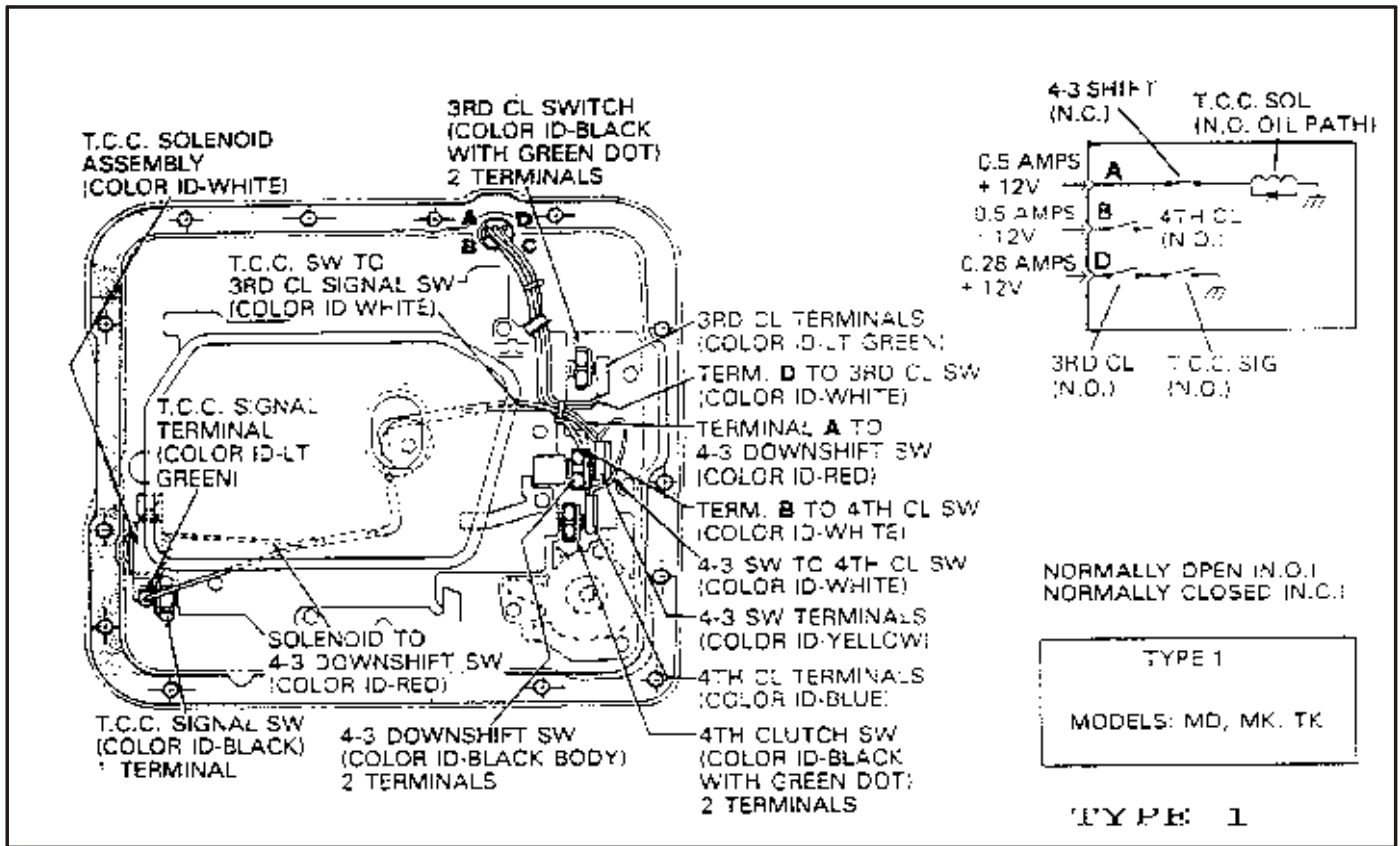


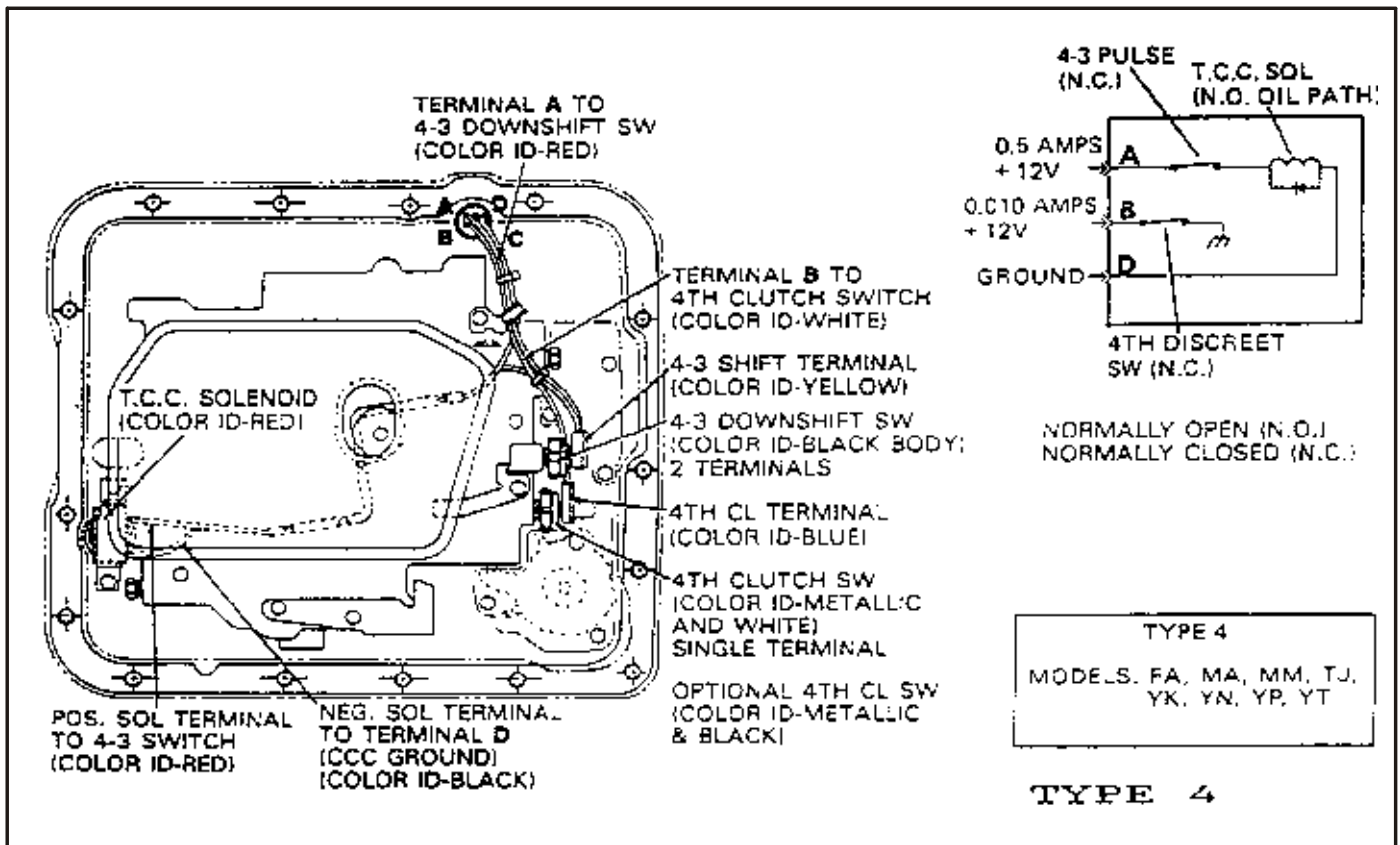
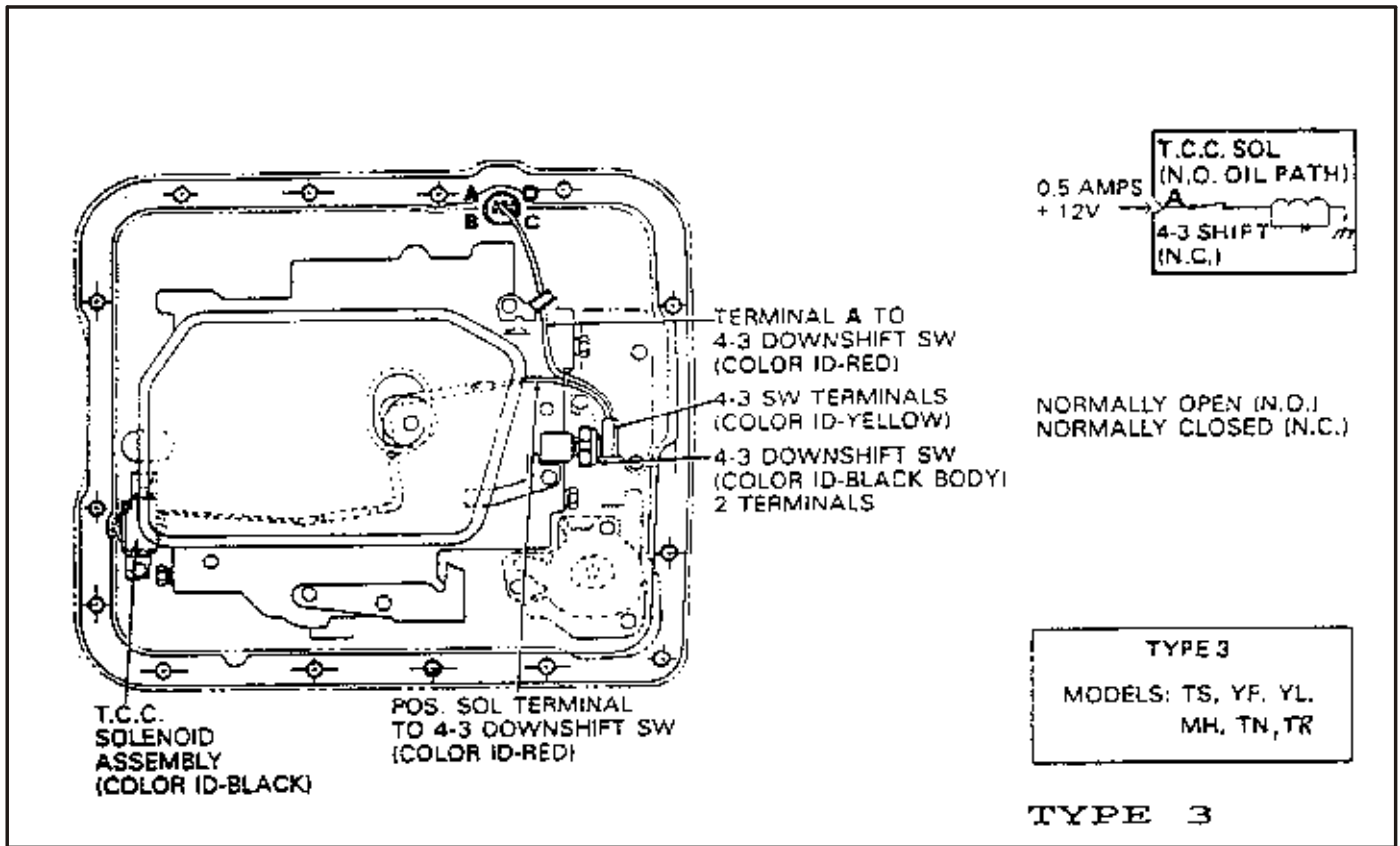
Technical Service Information

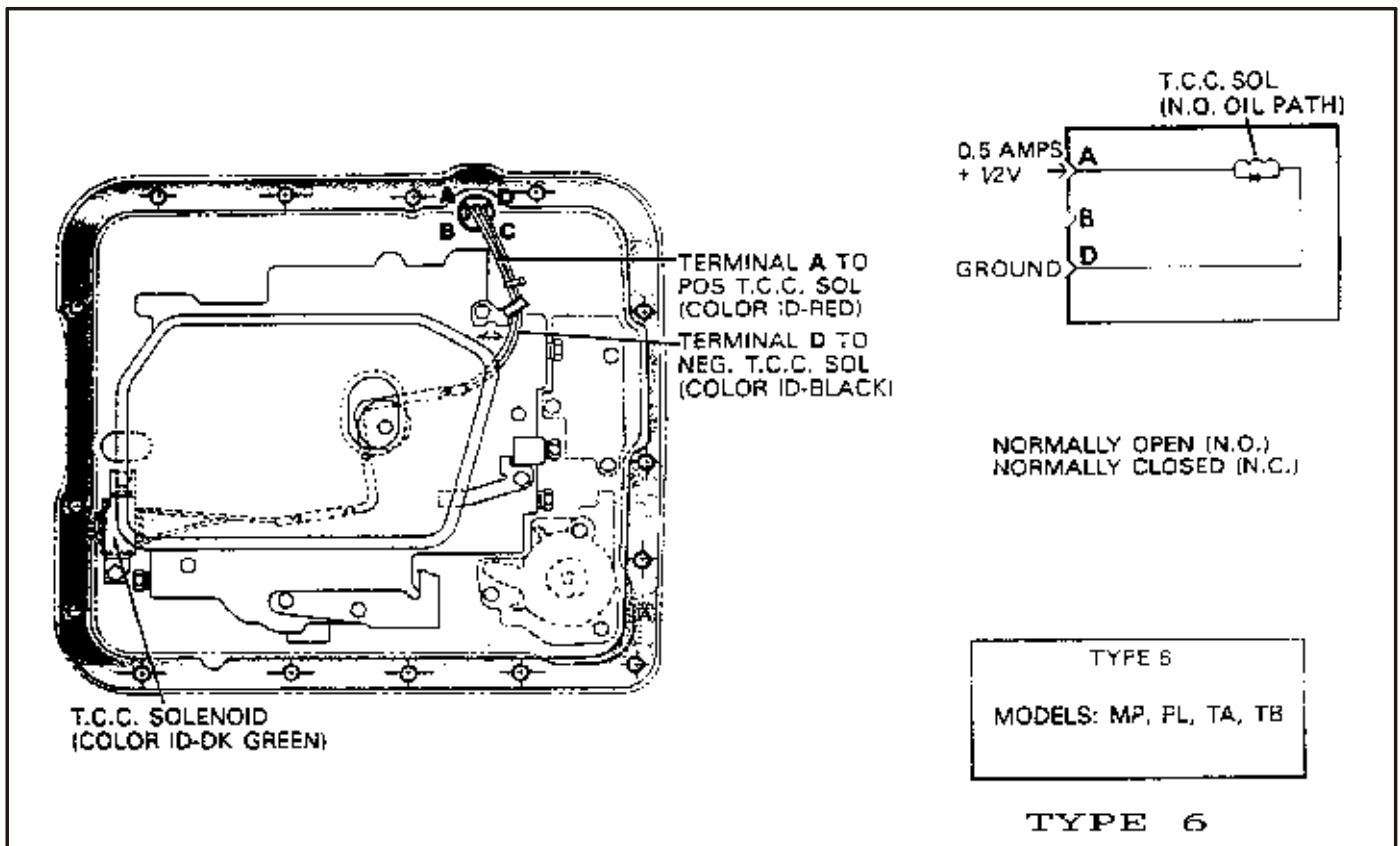
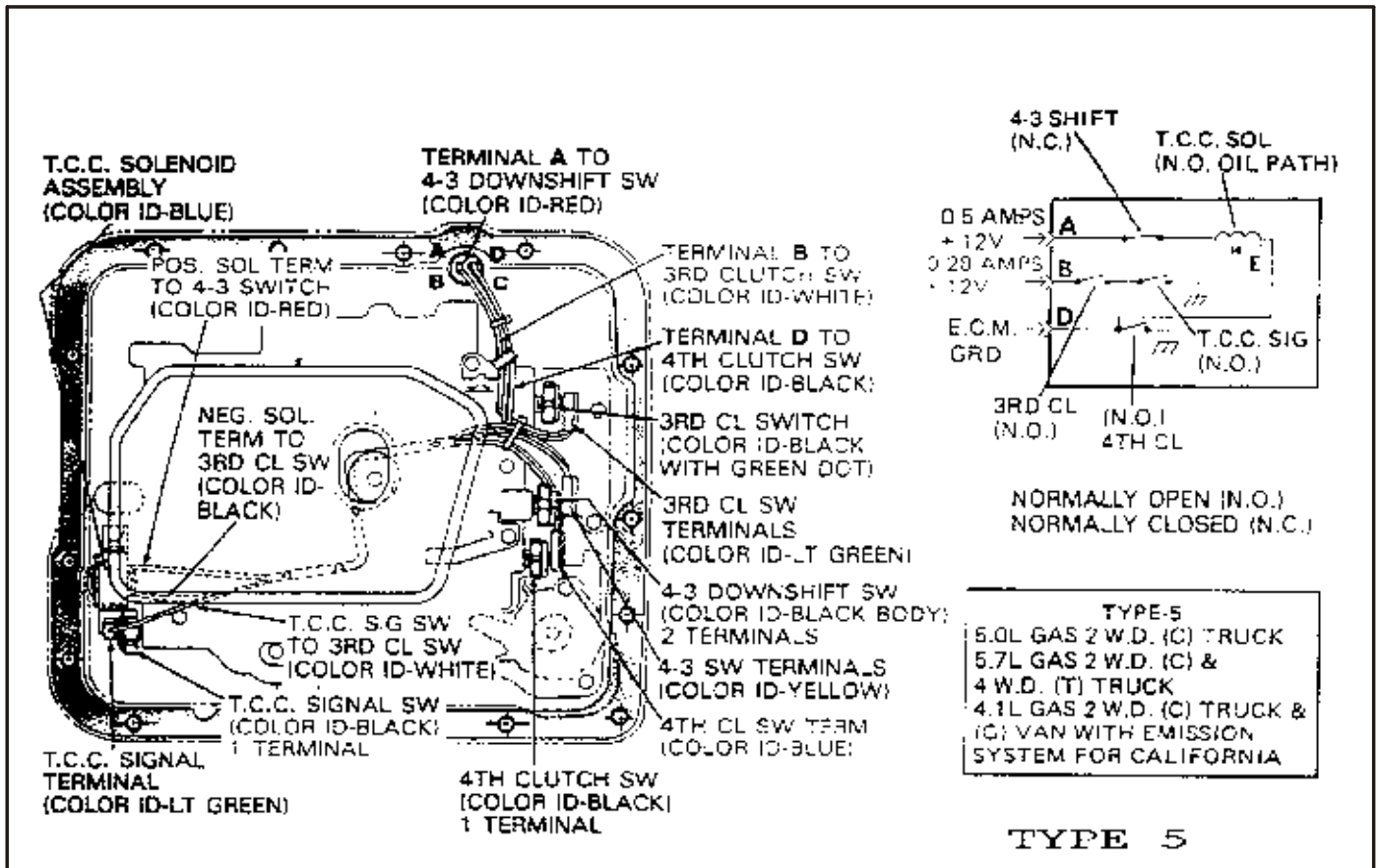
1993 MODEL IDENTIFICATION (HYDRAULIC MODELS ONLY)

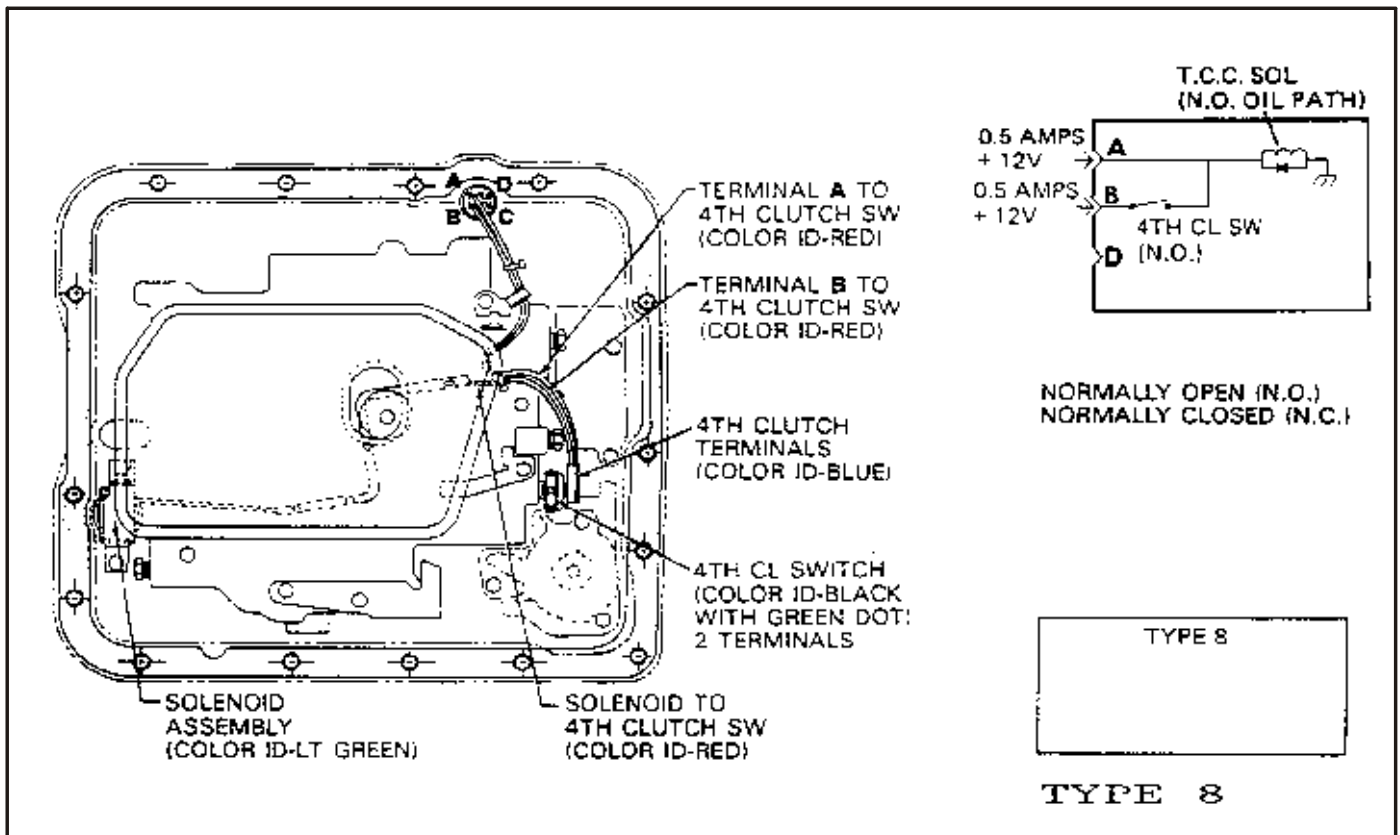
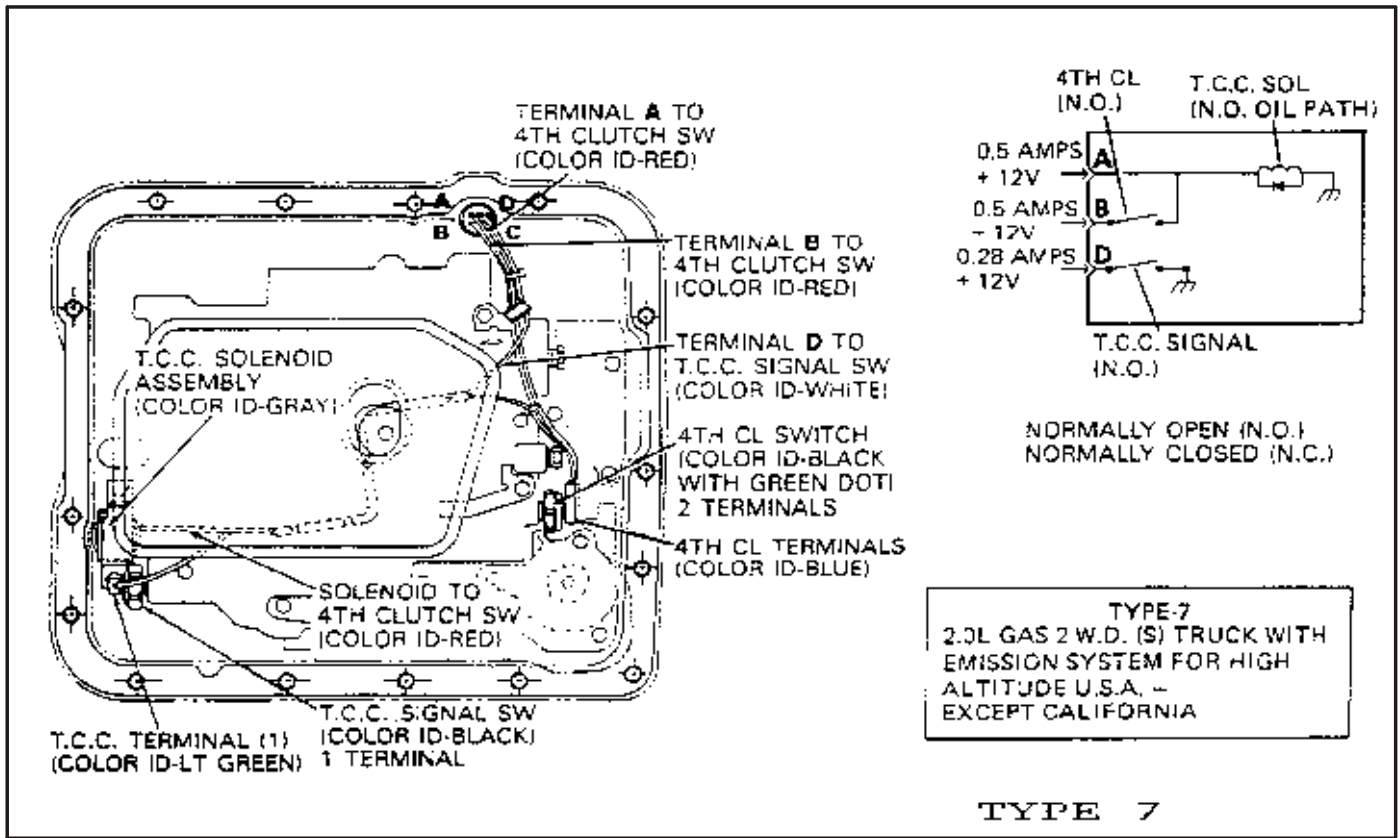
MODEL	ENGINE AND VEHICLE TYPE	WIRING TYPE
3AAM	5.7L V/8 D-CAR (ARMORED LIMO)	18
3ADM	5.7L V/8 D-CAR	18
3AFM	5.7L V/8 D-CAR (3.08 AXLE)	18
3ASM	5.7L V/8 D-CAR (TRAILER TOWING)	18
3BAM	4.3L V/6 B-CAR	18
3BBM	5.0L V/8 B-CAR	18
3BCM	5.0L V/8 B-CAR (WAGON)	18
3BFM	5.7L V/8 B-CAR (POLICE)	18
3BHM	5.0L V/8 B-CAR (SPORT)	18
3BERM	5.7L V/8 B-CAR (BUICK)	18
3BWM	5.0L V/8 B-CAR (WAGON)	18
3CPM	5.7L V/8 C-TRUCK (MEXICO)	18
3FAM	3.4L V/6 F-CAR (EXPORT)	18
3FDM	3.4L V/6 F-CAR	18
3FFM	5.7L V/8 F-CAR (2.73 AXLE)	23
3FMM	5.7L V/8 F-CAR (3.23 AXLE)	23
3HBM	5.0L V/8 HOLDEN	22
3HDM	3.8L V/6 HOLDEN	22
3HJM	5.0L V/8 HOLDEN	22
3HLM	5.0L V/8 HOLDEN	22
3LHM	4.3L V/6 S-TRUCK (TYPHOON TURBO)	4
3SAM	2.5L L/4 S-TRUCK	19
3SFM	3.1L V/6 S-TRUCK (MEXICO)	18
3YAM	5.7L V/8 CORVETTE (EXPORT)	23
3YCM	5.7L V/8 CORVETTE	23
3YDM	5.7L V/8 CORVETTE	23

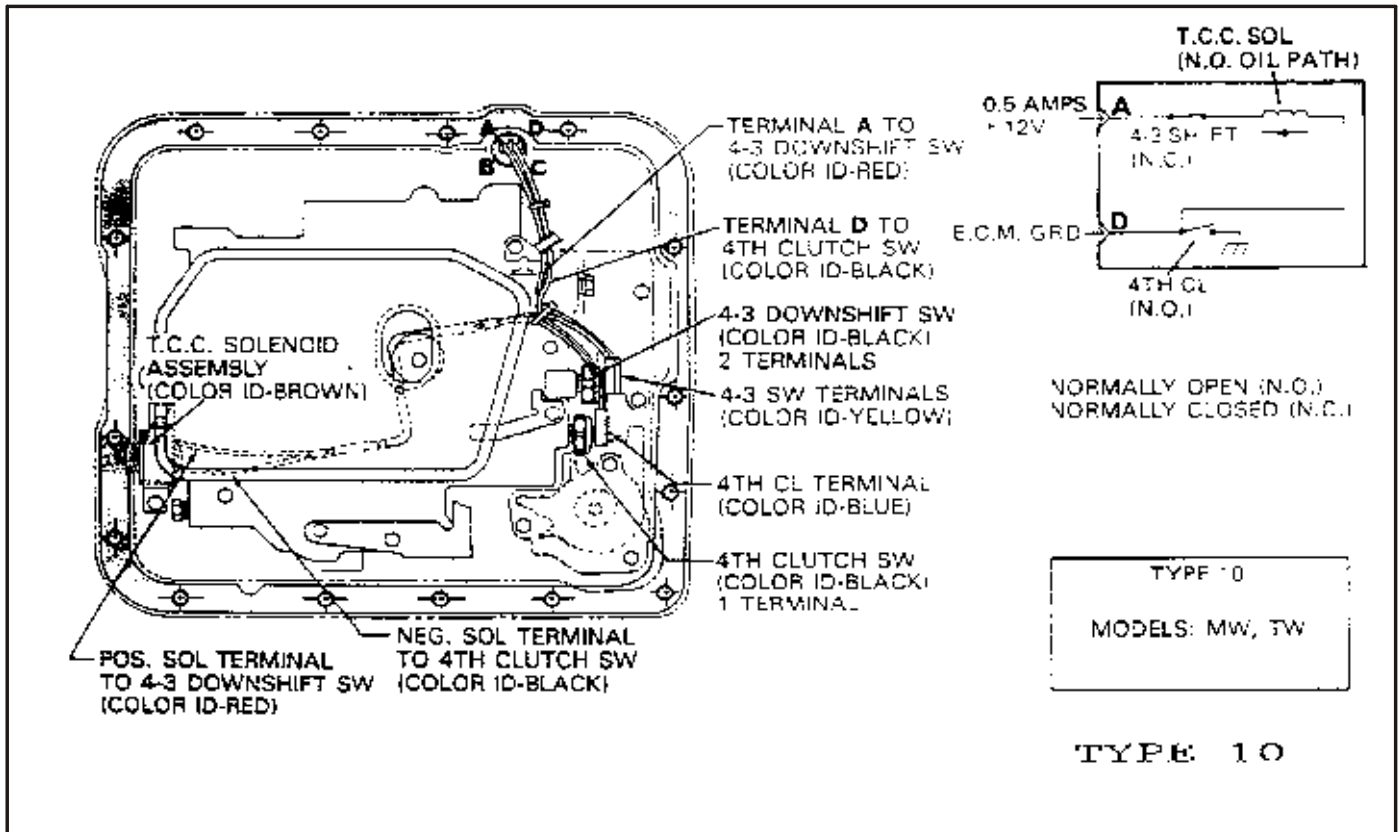
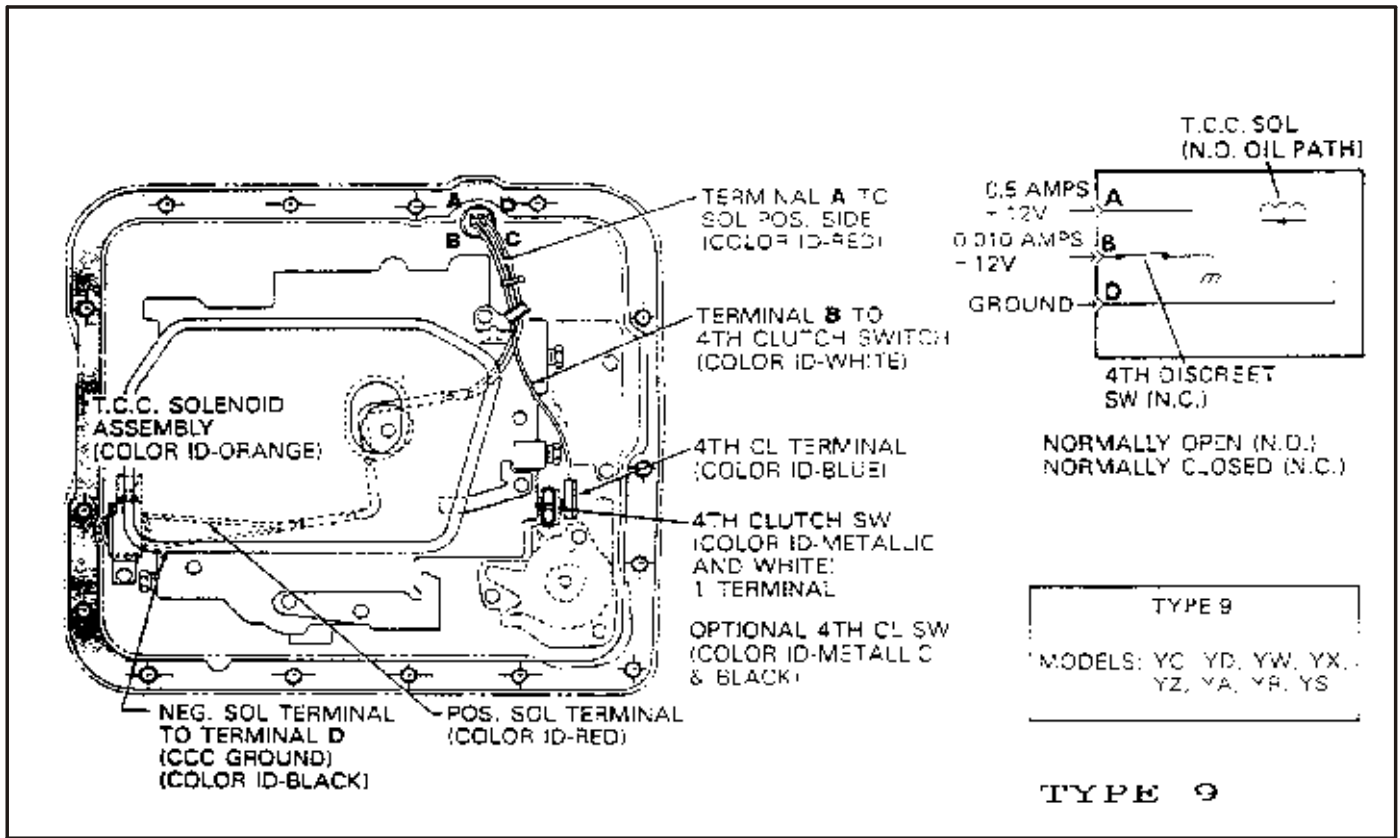
NOTE: ALL OTHER MODELS FOR 1993 WERE EQUIPPED WITH THE 4L60-E TRANSMISSION WHICH IS ELECTRONIC CONTROLLED.

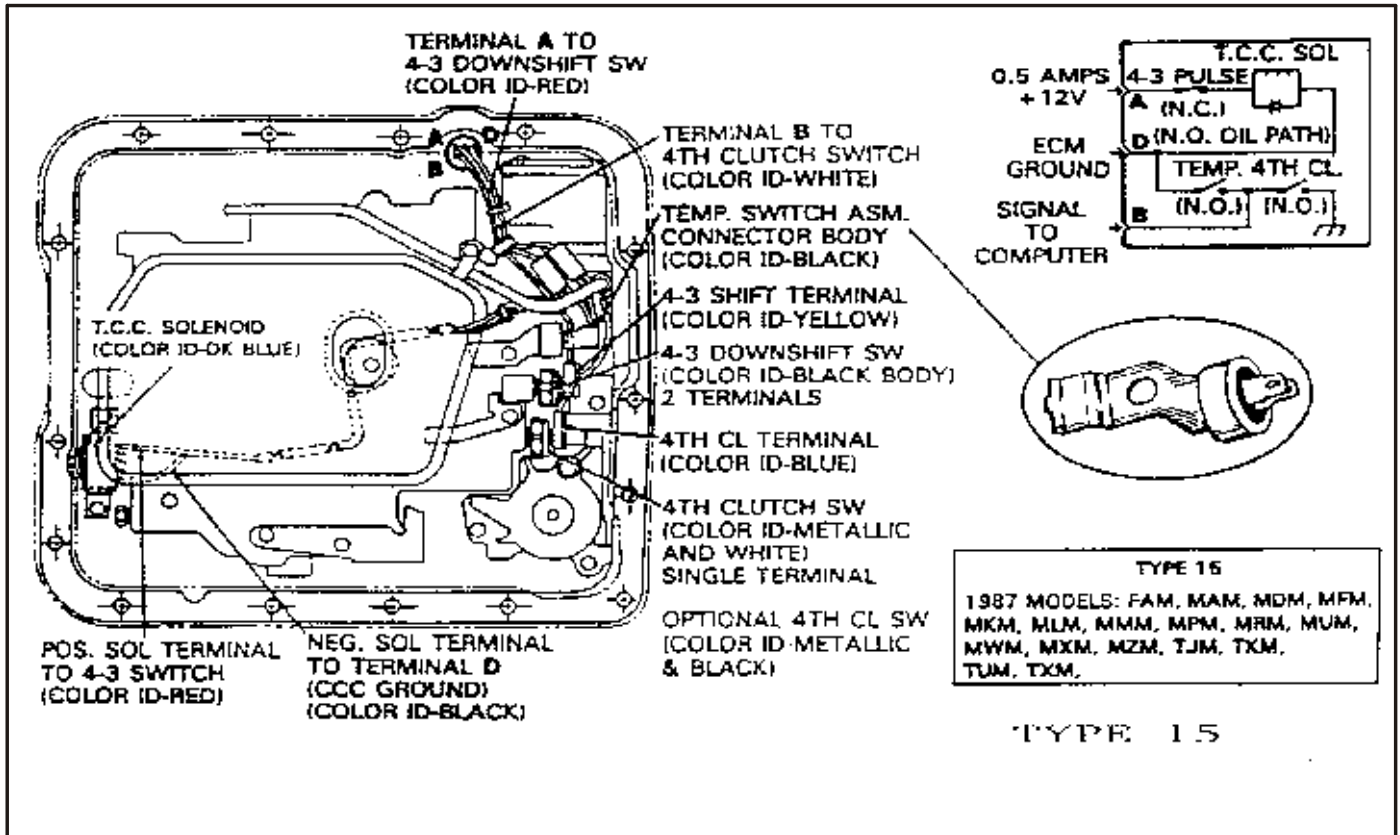
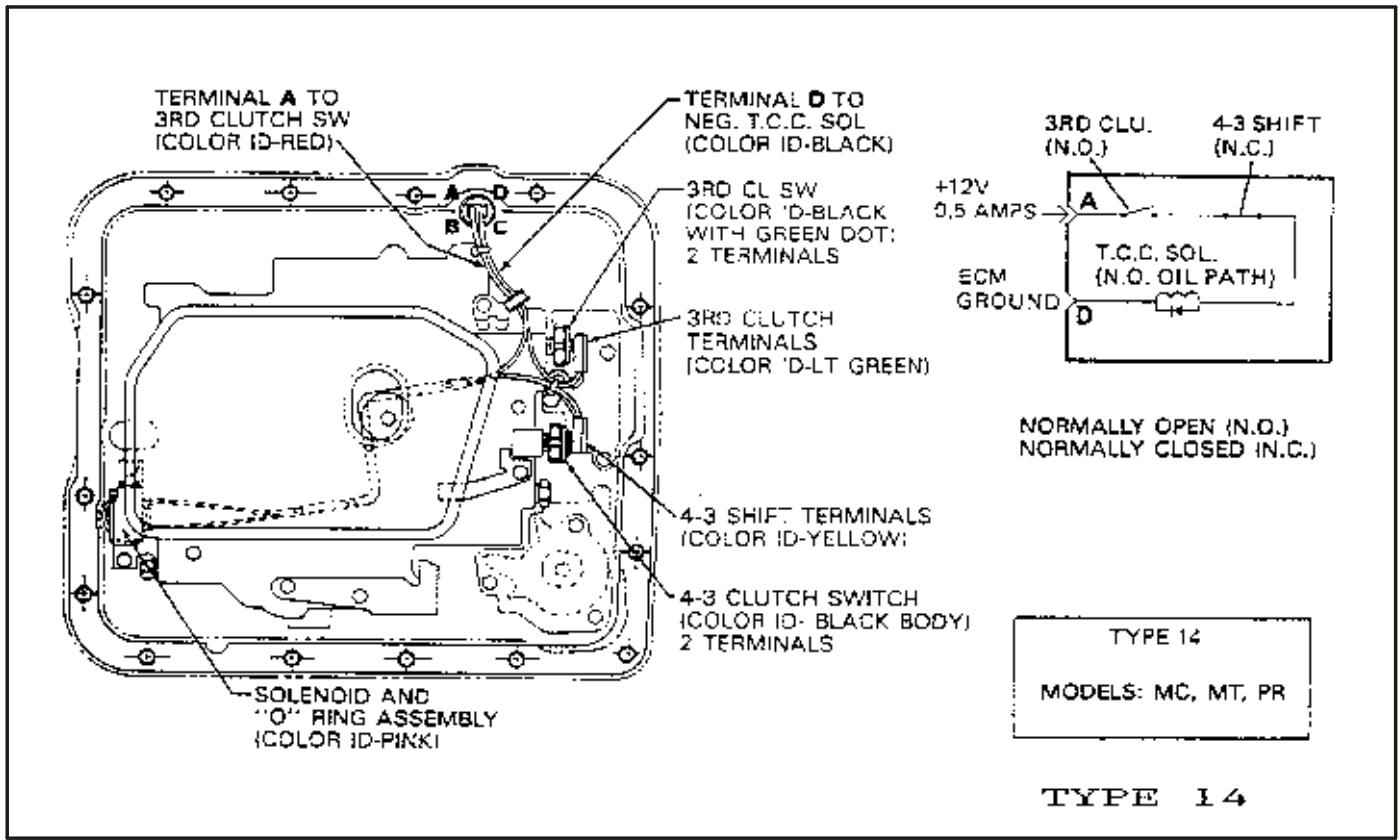


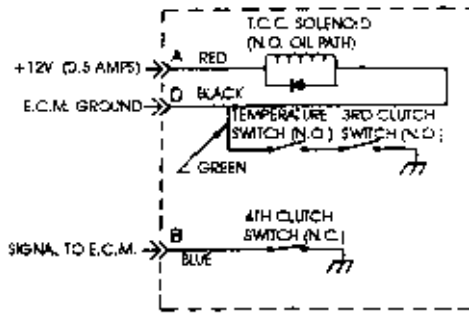




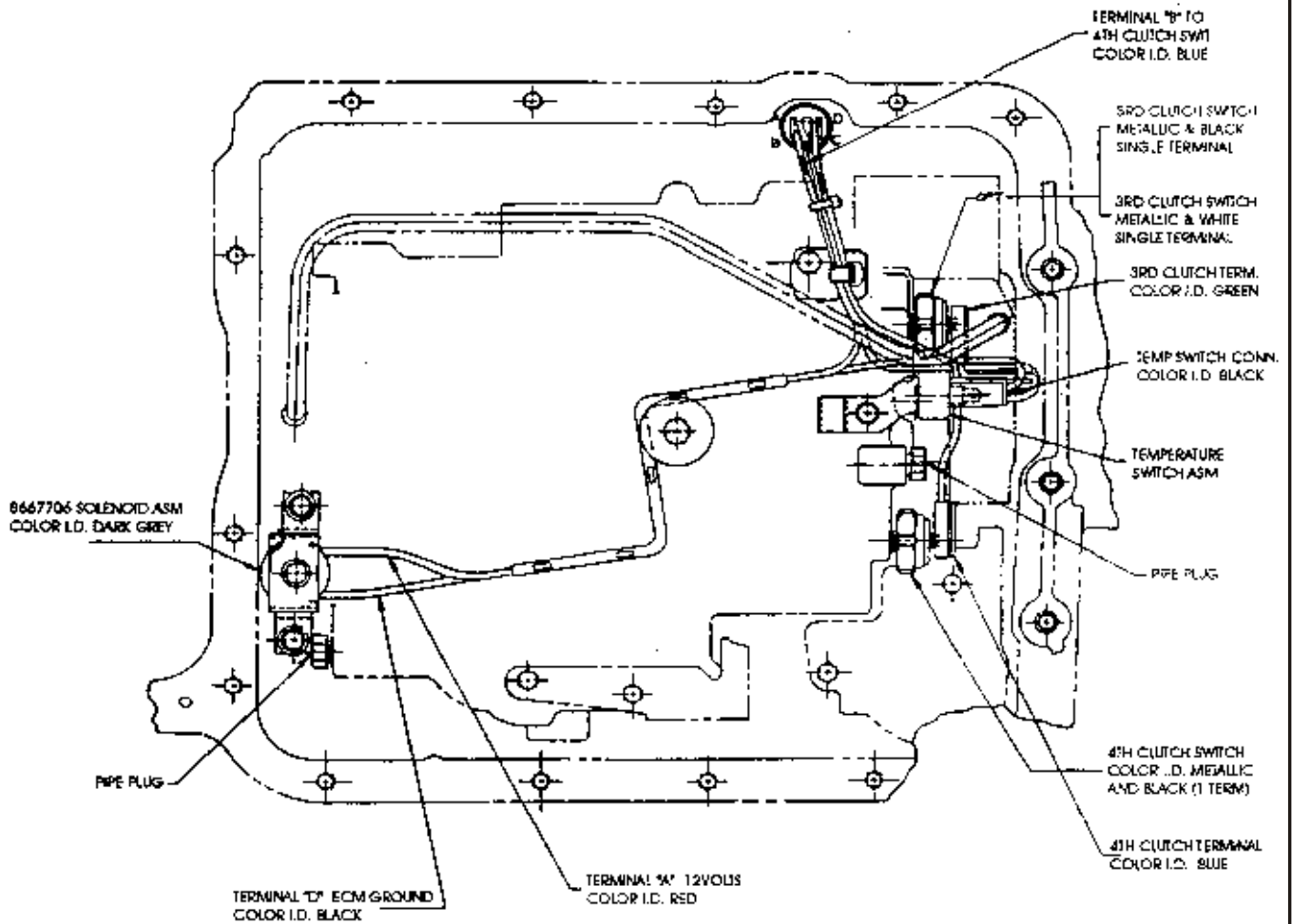








TYPE 16



TYPE 16

